

PT-PTC-G-BT
Gigabit PoE to USB-C Adapter

Quick Installation Guide



www.procetpoe.com

Declaration

This document belongs to PROCET company. It is not allowed to reproduce and modify without the original author's permission. It is PROCET's policy to improve its products as new technology, components, software, and firmware at any time. PROCET, therefore, reserves the right to change specifications without prior notice. Please follow WEEE (Waste Electrical and Electronic Equipment) disposal instructions for old electronic products.

Please do not dispose of the old product in your general household waste bin.



The symbol indicates that the product should not be discarded as unsorted waste but must be sent to separate collection facilities for recovery and recycling.

Overview

The installation Guide for PT-PTC-G-BT and mainly introduces the hardware specification, installation methods, and precautions of the installation. There may be differences in the appearance and configuration from other models. All product images in this manual are for illustration purposes only and may differ from the actual product.

This manual includes the following chapters:

1. Product Introduction. Including the basic functions and specification of PT-PTC-G-BT, as well as the product appearance and applications introduction.
2. Installation Introduction. Introducing the preparation work and precautions before installing the product.
3. Product Installation.

For whom

Network Engineers
Network Administrators
Field Technicians

Table of Contents ---

- 1. Introduction

 01
 - 1.1 Introduction.....01
 - 1.2 Appearance.....01
 - 1.3 Specification.....03
- 2. Installation Preparation

 03
 - 2.1 Package Contents.....03
 - 2.2 Connection.....04
 - 2.4 Caution.....05

1. Introduction

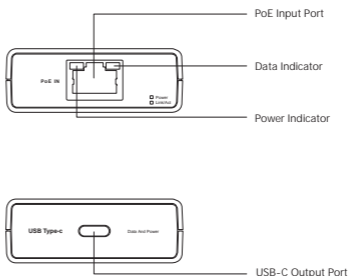
1.1 Introduction

PT-PTC-G-BT is a gigabit PoE to USB-C power and data all-in-one adapter. It allows for the power and data obtained from an IEEE802.3bt PoE injector or PoE switch to convert to USB-C PD. Support your USB-C device has stable wired network connectivity.

The device supports a safe voltage input range of 44 to 57 Vdc and provides a maximum power output of 60W along with 10/100/1000Mbps network data. The effective distance for PoE transmission via Cat5e/Cat6 Ethernet cable is 100 meters. It is compatible with most USB-C devices in the market. Such as tablets, laptops, cellphones, small PCs/Next Unit of Computing (NUC) interactive information kiosks, smart monitors, cameras, and so on. Many bands of USB-C devices were tested, such as Samsung Galaxy Tablets, Microsoft Surface, Apple iPads, Android tablets/smartphones, some Chrome books, and other USB-C-powered devices. When the PoE power is disconnected, the unit of PT-PTC-G-BT will get power from your USB-C device and can work as an Ethernet signal converter to continue supporting data transfer.


1.2 Appearance

● Front View



1-1 Front View

- Upper View



1-2 Upper View

- Side View



1-3 Side View

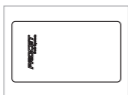
1.3 Specification

Items	Description
Input	44-57Vdc IEEE802.3bt
Power pins	4/5(+),7/8(-) & 3/6(+),1/2(-)
Output	5V/3A、 9V/3A、 12V/3A、 15V/3A、 20V/3A
USB Standard	USB 3.0
Network Protocol	IEEE802.3 i/u/ab
Data Rates	10/100/1000Mbps
Operating Temp.	0°C to 40°C
Operating Humidity	20% to 80%, non-condensation
Operating Altitude	Up to 2000 meters
Storage Temp.	-20°C to 70°C
Storage Humidity	10% to 90%, non-condensation
IP Rated	IP40
Dimensions & NW	100mm X 60mm X 22mm (129g)

2. Installation Preparation

2.1 Package Contents

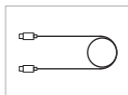
Open the box of the PT-PTC-G-BT and carefully unpack it, the box should contain the following items:



PT-PTC-G-BT



Operating Manual



USB-C Cable

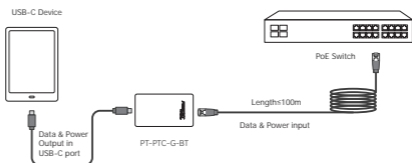
2.2 Connection

Check if the powered device work normally after the connection.



Caution :

Please use Cat5e or Cat6 cables to connect this product.



2-1 Device Connection



Caution :

- We recommend to use Cat5e or above UTP/STP cables for 1000Base-T Ethernet.
- If you would like to have Gigabit data rates, the Ethernet connectivity should be at least 1000Mbps. Your USB-C device should support Gigabit. Your USB-C cable should be at least 3.0 standard and the cable should be at maximum 3 meters length.

2.3 Caution

- 1.This device is for indoor use only.
- 2.For optimal performance of this device, please use Cat 5e or Cat6 cables.
- 3.The total Ethernet cable length can not exceed 100 meters.
- 4.Disconnect the USB-C cable from your USB-C device if it does not need power charged. Because prolonged charging may cause your USB-C devices/Tablets to experience battery swelling or a decrease in battery storage capacity.
5. Please use USB 3.0 or higher standard products for connection. Since the practical speed is 35/40MB/s for USB2.0, the practical speed is 300MB/s for USB3.0, practical speed is 300MB/s for USB3.1 Gen 1, practical speed is 1.2GB/s for USB3.1 Gen 2. Low and high-standard USB-C devices connecting only apply the lower standard speed.
- 6.If this product needs to be installed in a fixed position, please choose a metal plate or wall for installation. Wooden backboards should not be used to prevent fire hazards.

Qualification Card

PASS