

PT-PTC-A-AF Ethernet Adaptor

Fast Installation Manual



WWW.PROCETPOE.COM

Data Code:PTD2206002

Statement

Copyright ©2022 Creative Lianjie Network Technology Co., Ltd.
Copy right, all rights reserved.

The contents of this manual cannot be copied, plagiarised, or translated by any company or individual without the express written permission of Creative Lianjie Network Technology Co., Ltd. Meanwhile, it can not be spread for profit in any way. (Electronic, Photocopying, Recording, etc.)

This product complies with the design requirements for environmental protection, please do not dispose of this product as general garbage! Users should dispose of it separately from household waste when throwing it away. Sorting is helpful to save natural resources and reduce environmental pollution.

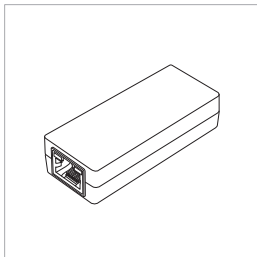
Please dispose of in accordance with the disposal method of waste electronic products in your area.

PROJET PoE System It is a registered trademark of Creative Lianjie Network Technology Co., Ltd.
Protected by law, infringement must be investigated.

The product specifications and technical contents of this manual are for reference only and are subject to update without notice. It is only used as a guide, unless there is a special agreement, and none of the statements made constitute a warranty of any kind.

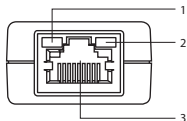
PT-PTC-A-AF is a network power adapter designed based on the IEEE802.3af standard. The output is a standard Type-C in terface, which can provide 5V/2A power supply.

PT-PTC-A-AF is designed with a small volume of a white plastic case, which is convenient since it can be carried around on the desktop or can be fixed and opened for use. The input and output of the device do not exceed the safe voltage of 57V, and there is no need for electric shock protection. The product has passed the EU CE certification.



The device needs to be used in a wired network environment that supports IEEE802.3af, plug and play without configuration, and the output supports PD3.0 fast charging protocol, which can provide continuous power supply to low-power mobile devices such as mobile phones, game consoles, and tablet computers.

1-1. Product Display



1.RJ45 Port Input Power Supply LED Indicator (Yellow)

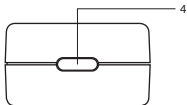
Light On: Normal power supply

Light Off: Abnormal power supply

2.Type-C Port Output Power Supply LED Indicator (Green)

Light On: Normal connection

Light Off: Abnormal connection



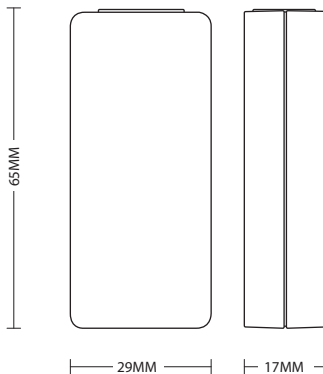
3.RJ45 Port

4.Type-C Port

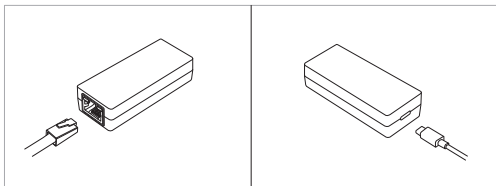
2-1 Product Working Diagram

Input	Input	44-57V DC
	PoE Compliance	IEEE802.3 af
	Pin Assignment	4/5(+),7/8(-) Or3/6(+),1/2(-) Or 3/6(-),1/2(+)
Output	Output	5V 2.0A
	Data Speed	None
Work Environment	Operating Temperature	-20℃ To 40℃
	Operating Humidity	20%-80%, No Condensation
	Operating Altitude	Below2000m
	Storage Temperature	-20℃-70℃
	Storage Humidity	10%-90%, No Condensation
Internet Protocol	None	
Network Transmission	None	
Certificate	CE	
IP Class	IP40	
Dimensions	65mm×29mm×17mm	

LED	Yellow	Light On: Normal connection Light Off: Not connected or failed to connect Blinking: Data transfer
	Green	Light On: Normal power supply Light Off: Abnormal power supply
EMC	FCC	FCC CFR47 Part 15
	CE	EN 55032-2015
		EN 55035-2017



Pic3-1 Product Dimensions



Pic5-1 Product Connection Diagram

Notice:

1. Connect the PoE network cable to the RJ45 port of this Power Adaptor, use a CAT5 or above network cable, and the length should be less than 100m .
2. Connect one end of the Type-C cable to the output port of this product, and the other end to the powered device (Such as a mobile phone, tablet computer,etc.)
3. If you need to replace the Type-C cable, please purchase a genuine cable that supports 100Mbps data transmission.

Item	《Measures for the Administration of the Restricted Use of the Hazardous Substances Contained in Electrical and Electronic Products》Restricted Substances or Elements					
	Pb	Hg	Cd	Cr VI	PBB	PBDE
Metal Parts	×	○	○	○	○	○
Plastic Parts	○	○	○	○	○	○
PCB	×	○	○	○	○	○
Element Parts	×	○	○	○	○	○
Paper Accessories	○	○	○	○	○	○

This form is prepared in accordance with the provisions of SJ/T 11364 -2014.

○ Indicates that the content of this hazardous substance in all homogeneous materials of this part is within the limit requirements specified in GB/T26572 -2011.

×

It means that the content of the hazardous substance in at least one homogeneous material of the part exceeds the limit requirement specified in GB/T26572 - 2011. There is currently no mature alternative in the industry, which meets the environmental protection requirements of the EU RoHS directive .



1. Before using the device, please be sure to read the manual carefully and perform standardized operations.

2. This device is only used indoors, please place it in a ventilated and dry place.

This product should not be discarded after the expiration date or after maintenance.
Please hand it over to a company qualified for the disposal of waste electronic products.
Please refer to the national or local regulations on the disposal of WEEE for the correct method.

Product Quality Certificate

Qualification Card

PASS



Creative Lianjie Network Technolgy Co.Ltd
www.procetpoe.com