



PT-PSE106GW-D


DC Input PoE Injector 60W

Product Overview

PT-PSE106GW-D is a single port PoE Injector. It provides 55Vdc, 1.1A power for remote PDs over full 4-pairs output. It supports both 10/100Base-T and Gigabit device. It works for 60W PoE PDs, such as wireless APs, base stations, high power cameras, door locks, displays, POS, information kiosks and other high power Ethernet terminals. It is also compatible and safe to use with any IEEE802.3af/at compliant terminals.

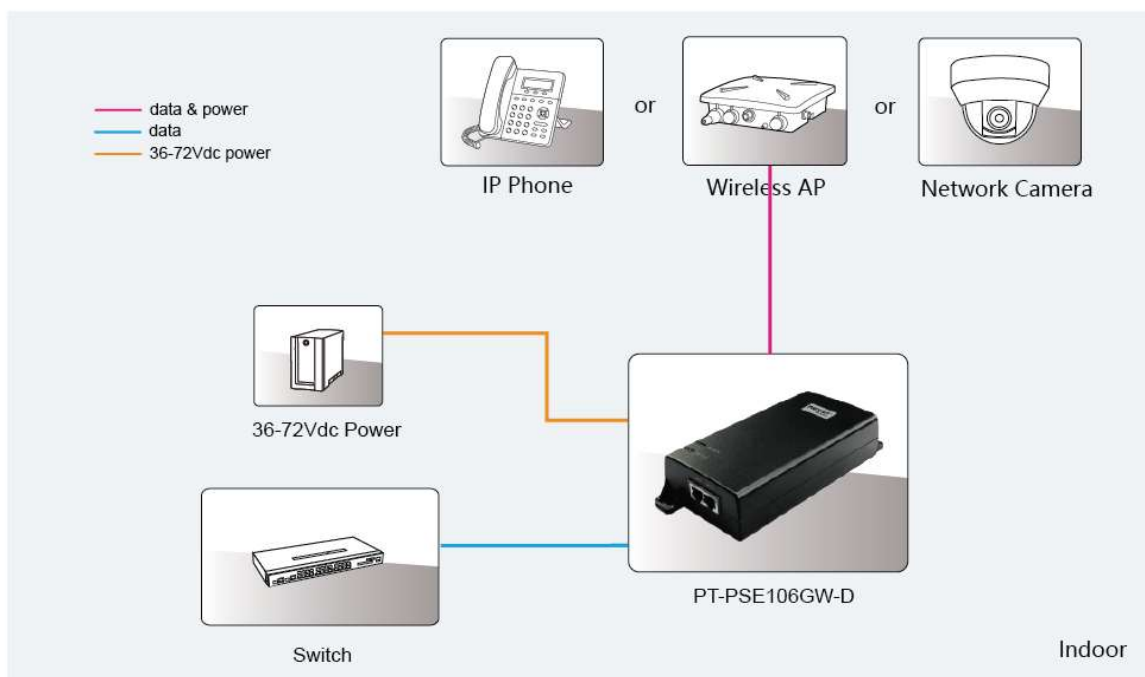
PT-PSE106GW-D is designed for indoor use. It works with input voltage of 32-72 Vdc. It has detection chip inside, which will detect and classify PD before powering it. It will not apply power until a standard-compliant PD is detected. The effective distance is 100 meters over Cat5e/Cat6 cables.

Product Profile



- | | |
|----------------------------------|-----------------------|
| 1. LAN: Data Input Port | 4. Power Indicator |
| 2. PoE: Data & Power Output Port | 5. PoE Load Indicator |
| 3. DC Power Input | 6,7. Mounting Hole |

Product Working Diagram



Specification

Standard

- IEEE802.3 10Base-T Ethernet
- IEEE802.3u 100Base-Tx Fast Ethernet
- IEEE802.3ab 1000Base-T Gigabit Ethernet
- Full compliant with IEEE802.3af/at, PoE++
- RoHS Compliance
- WEEE Compliance

Input & Output

- Input : 36-72Vdc 2.5A
- Output: 55Vdc 1100mA
- Power Pins: 4/5(+), 7/8(-) and 3/6(+), 1/2(-)
- Data Speed: 10/100/1000Mbps

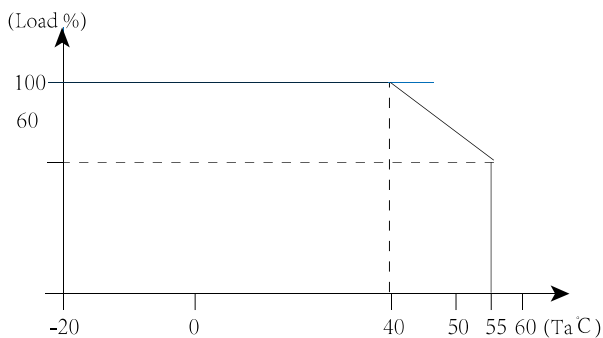
Working Environment

- Operating Temperature: 0℃ to 40℃
- Operating Humidity: 20% to 80%, non-condensation
- Storage Temperature: -20℃ to 70℃
- Storage Humidity: 10% to 90%, non-condensation
- Operating Altitude: up to 5000meters

Mechanical Characteristics

- Case: Plastic
- Color: Black
- Mounting: Wall-mounted
- IP Rated: IP40
- Size: 193mm X 85mm X 41mm
- Weight: 380g

Performance Data



Load Loss (%)@Temperature (°C)

Order Info. PT-PSE106GW-D 55Vdc/1.1A/1000M/(4,5+,7,8-) and (3,6+,1,2-)/Active

Packing PT-PSE106GW-D
Power Cord x 1 (Optional)
Manual x 1



This document belongs to PROCET company. It is not allowed to reproduce and modify without the original author's permission. It is PROCET's policy to improve its products as new technology, components, software, and firmware at any time. PROCET, therefore, reserves the right to change specifications without prior notice. (2018.05)

EMI

- FCC CFR47 Part 15, EN55024, EN55032

EMS

- IEC61000-4-2(ESD) ± 6kV(contact), ±8kV(air)
- IEC61000-4-3(RS) 10V/m(80MHz~2GHz)
- IEC61000-4-4(EFT) Power Port: ±2kV; Data Port:±1kV
- IEC61000-4-5(Surge) Power Port:±1kV/DM, ±2kV/CM
- IEC61000-4-6(CS) 10V(150kHz~80MHz)

Immunity

- IEC60068-2-6(Vibration)
- IEC60068-2-27(Impact)
- IEC60068-2-32(Free Fall)

LED Indicator

- Power Indicator : Green
- PoE Load Indicator :
Green @ ≤ 30W
Blue @ > 30W ≤ 60W

