



PT-PSE105G-T-24

IEEE802.3at to Passive PoE Converter

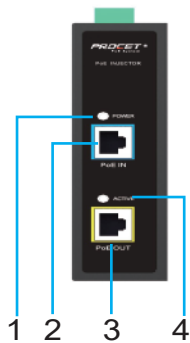
Product Overview

PT-PSE105G-T-24 is a PoE converter, which has one PoE input port, one DC Input port and one PoE output port. It provides 24Vdc, 1.25A power for remote PDs over 2 pairs output with 4KV (10/700us) surge protection. It can also work as a PD, powered by IEEE802.3at PoE switch and then deliver 24Vdc, 1.05A to terminal device. It supports 10/100/1000 Mbps of data speed. It works for PoE PDs, such as wireless access points, network cameras and other power Ethernet terminals. It supports IEEE802.3af/at standard terminal devices.

PT-PSE105G-T-24 is designed for indoor use with electrical isolated design inside. It allows input voltage of 36-72Vdc and operates under -40 °C to 65 °C. It will directly power PDs without detection. The effective distance is 100 meters over Cat5e/Cat6 cables.

This model equipped standard DIN rail mounting bracket, which can easily jam into the guide rail.

Product Profile

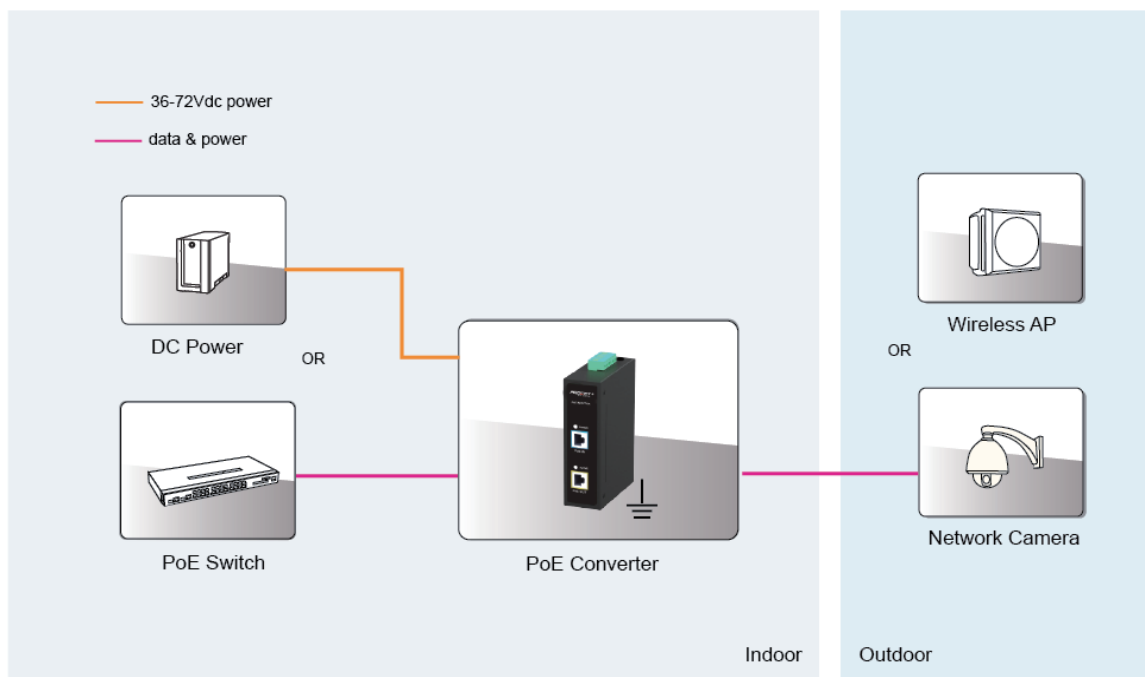


1. DC Input Indicator
2. PoE Input Port
3. PoE Output Port
4. PoE Load Indicator



5. DC Input Port
6. DIN Rail Mounting Bracket
7. Earth

Product Working Diagram



Specification

Standard

- IEEE802.3 10Base-T Ethernet
- IEEE802.3u 100Base-Tx Fast Ethernet
- IEEE802.3ab 1000Base-T Gigabit Ethernet
- Support terminal equipment with IEEE802.3af/at
- RoHS Compliance
- WEEE Compliance

Input & Output

- Input :36-72Vdc or 802.3at
- Output: 24Vdc 1250mA @DC Input
- Output: 24Vdc 1050mA @802.3at Input
- Power Pins: 4/5(+), 7/8(-)
- Data Speed: 10/100/1000Mbps

Working Environment

- Operating Temperature: -40℃ to 65℃
- Operating Humidity: 20% to 80%, non-condensation
- Storage Temperature: -40℃ to 85℃
- Storage Humidity: 10% to 90%, non-condensation
- Operating Altitude: up to 5000meters

PoE Surge Protection

- Protected line: 1,2,3,4,5,6,7,8
- Common mode surge protection(10/700us): 4KV
- Differential mode surge protection (10/700us): 1.5KV

Mechanical Characteristics

- Case: Metal
- Color: Black
- Mounting: DIN-rail
- IP Rated: IP40
- Size: 144.5mm X 95mm X 35.4mm
- Weight: 485g

EMI

- FCC CFR47 Part 15, EN55024, EN55032

EMS

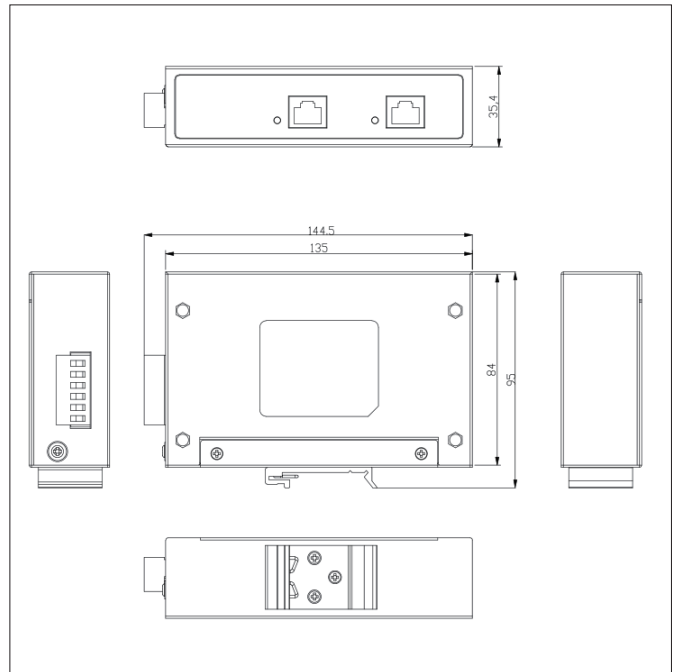
- IEC61000-4-2(ESD) ± 6kV(contact), ±8kV(air)
- IEC61000-4-3(RS) 10V/m(80MHz~2GHz)
- IEC61000-4-4(EFT) Power Port: ±2kV; Data Port:±1kV
- IEC61000-4-5(Surge) Power Port:±1kV/DM, ±2kV/CM
- IEC61000-4-6(CS) 10V(150kHz~80MHz)

Immunity

- IEC60068-2-6(Vibration)
- IEC60068-2-27(Impact)
- IEC60068-2-32(Free Fall)

LED Indicator

- Power Indicator : Green
- PoE Load Indicator : Green



Order Info. PT-PSE105G-T-24

24Vdc/1.25A/1000Mbps/(4,5+,7,8-)/Surge Protection/Passive

Packing PT-PSE105G-T-24
Ground lug Wire: 16AWG
Manual x 1