



PT-PSE105GW-D

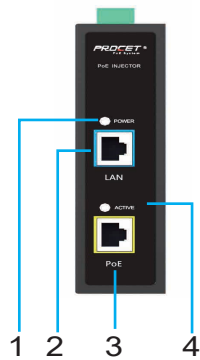
DC Input 60W PoE Injector

Product Overview

PT-PSE105GW-D is a single-port, industrial-scale PoE injector. It provides 60W power for remote PDs over full 4 pairs output with 6KV (10/700us) surge protection. It supports 10/100/1000Mbps of data speed. It works for 60W PoE PDs, such as wireless access points, network cameras, Voip phones, Base station, Microwave radio and other high power Ethernet terminals. It is also compatible and safe to use with any IEEE802.3 af/at, PoE++ compliant terminals.

PT-PSE105GW-D is designed for indoor use but can work outdoor by covered with waterproof case. It works with input voltage of 44-57Vdc and operates under -40 °C to 65 °C. It has detection chip inside, which will detect and classify PD before powering it. It will not apply power until a standard-compliant PD is detected. The effective distance is 100m over Cat5e/Cat6 cables. This model equipped standard DIN rail mounting bracket, which can easily jam into the guide rail.

Product Profile

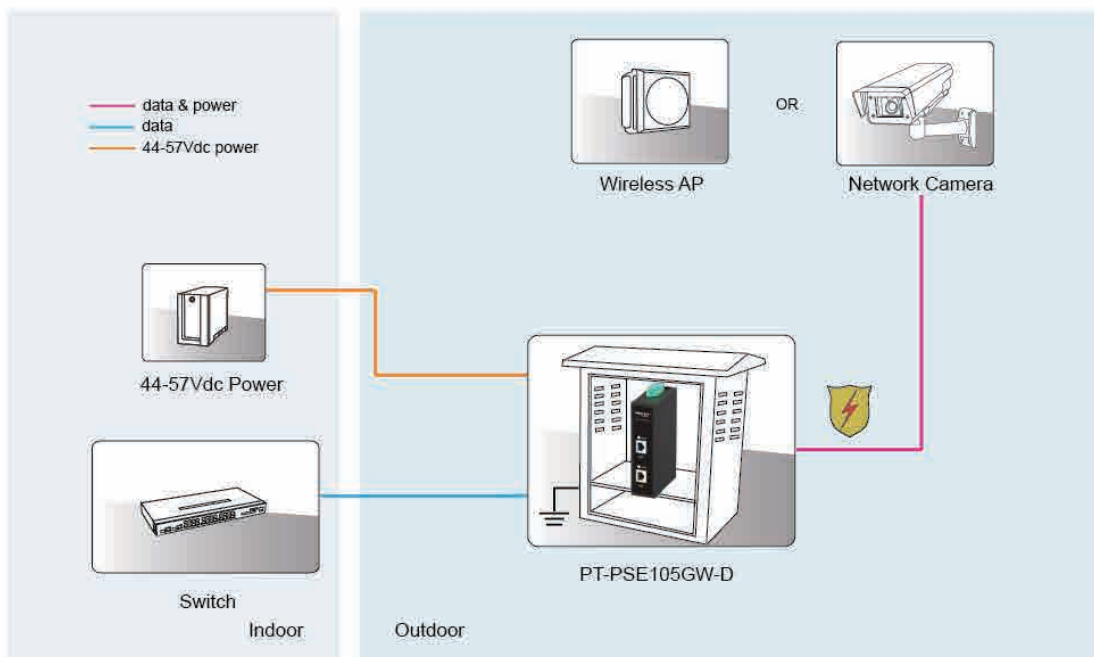


- 1. DC input indicator
- 2. LAN input port
- 3. PoE output port
- 4. PoE load indicator



- 5. DC Input Port
- 6. DIN Rail Mounting Bracket
- 7. Earth

Product Working Diagram



Specification

Standard

- IEEE802.3 10Base-T Ethernet
- IEEE802.3u 100Base-Tx Fast Ethernet
- IEEE802.3ab 1000Base-T Gigabit Ethernet
- Compliant with IEEE802.3af/at,PoE++
- RoHS Compliance
- WEEE Compliance

Input & Output

- Input :44-57Vdc
- Output: 44-57Vdc 60W(Max)
- Power Pins: 4/5(+), 7/8(-) & 1/2(-),3/6(+)
- Data Speed: 10/100/1000Mbps

Working Environment

- Operating Temperature: -40℃ to 65℃
- Operating Humidity: 20% to 80%, non-condensation
- Storage Temperature: -40℃ to 85℃
- Storage Humidity: 10% to 90%, non-condensation
- Operating Altitude: up to 5000meters

PoE Surge Protection

- Protected line: 1,2,3,4,5,6,7,8
- Common mode surge protection(10/700us): 6KV
- Differential mode surge protection (10/700us): 1.5KV

Mechanical Characteristics

- Case: Metal
- Color: Black
- Mounting: DIN-rail
- IP Rated: IP40
- Size: 144.5mm X 95mm X 35.4mm
- Weight: 400g

EMI

- FCC CFR47 Part 15, EN55024, EN55032

EMS

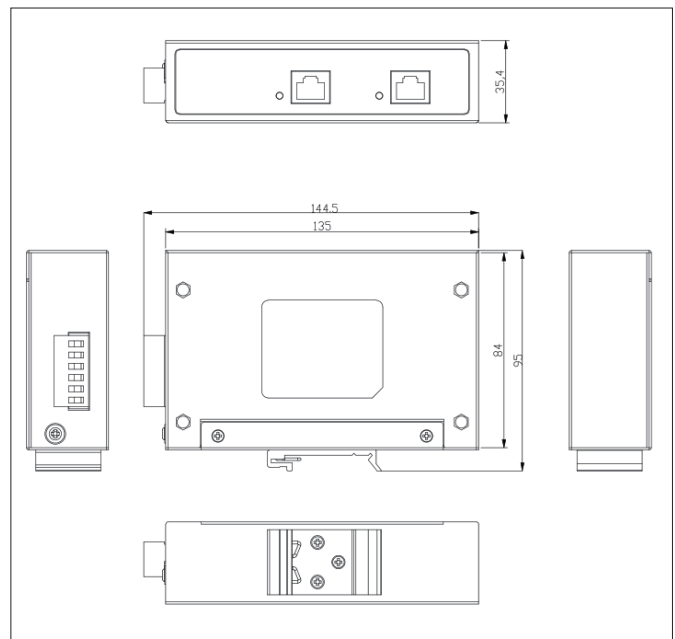
- IEC61000-4-2(ESD) $\pm 6kV$ (contact), $\pm 8kV$ (air)
- IEC61000-4-3(RS) 10V/m(80MHz~2GHz)
- IEC61000-4-4(EFT) Power Port: $\pm 2kV$; Data Port: $\pm 1kV$
- IEC61000-4-5(Surge) Power Port: $\pm 1kV/DM$, $\pm 2kV/CM$
- IEC61000-4-6(CS) 10V(150kHz~80MHz)

Immunity

- IEC60068-2-6(Vibration)
- IEC60068-2-27(Impact)
- IEC60068-2-32(Free Fall)

LED Indicator

- Power Indicator : Green
- PoE Load Indicator : Yellow



Order Info. PT-PSE105GW-D 44-57Vdc Input/60W Output/1000Mbps/(4,5+,7,8-) & (1,2-, 3,6+)/Surge Protection/Active

Packing PT-PSE105GW-D
Ground lug Wire: 16AWG
Manual x 1